



## **How to Create Holistic Efficiency Across AP and Finance**



# Housekeeping

- Use the “Q&A” chat window to type in any questions you may have while watching the webinar.
- Any unanswered questions during the live broadcast will be addressed individually via email.
- On-Demand viewers may still ask questions, and will be answered directly via email.
- Check out the “Resources List” widget for additional materials related to the webinar.
- If you have technical difficulty, try refreshing your browser or clicking on the “Help” widget.
- For general questions please email us at: **[researchhelp@levvel.io](mailto:researchhelp@levvel.io)**
- For questions regarding CPE certification please email us at: **[cpe@levvel.io](mailto:cpe@levvel.io)**





# Agenda

*Accounts Payable in North America*

---

*Accounts Payable Automation Best Practices*

---

*Goby: Rethink What AP Can Be*

---

*Q&A*

---



# Learning Objectives

*After completing this course, you will be able to:*

- Identify trends in AP management among North American organizations
- Leverage AP improvement to boost efficiency across finance teams
- Understand key performance indicators (KPIs) of efficiency across AP and finance processes
- Break down silos and improve communication across finance teams



# Introductions



**Major Bottoms Jr**

Senior Research Analyst



**Helee Lev**

CRO





## Research & Advisory Services for Financial Strategists

- Technology research, tools, and education
- Process optimization consulting
- Leading expertise in business management trends and technology innovation



GOBY AP AUTOMATION

**RETHINK WHAT AP CAN BE**



# Accounts Payable in North America



# Accounts Payable in North America

*Accounts Payable Departments at Different Revenue Segments*

## SME



4 Full Time AP Employees  
1,200 invoices per month

## Mid-Market



10 Full Time AP Employees  
5,500 invoices per month

## Enterprise

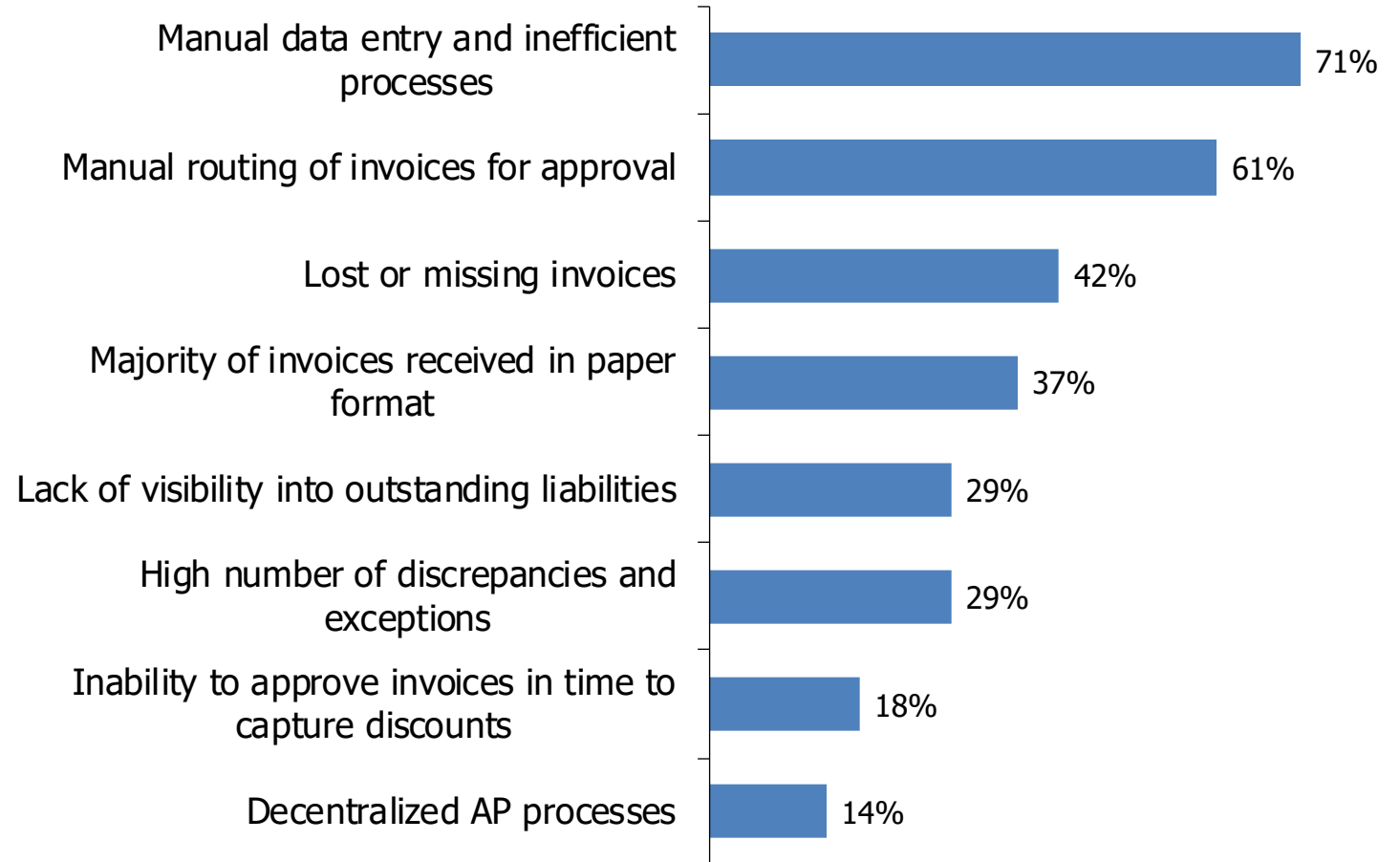


22 Full Time AP Employees  
30,000 invoices per month



# Accounts Payable in North America

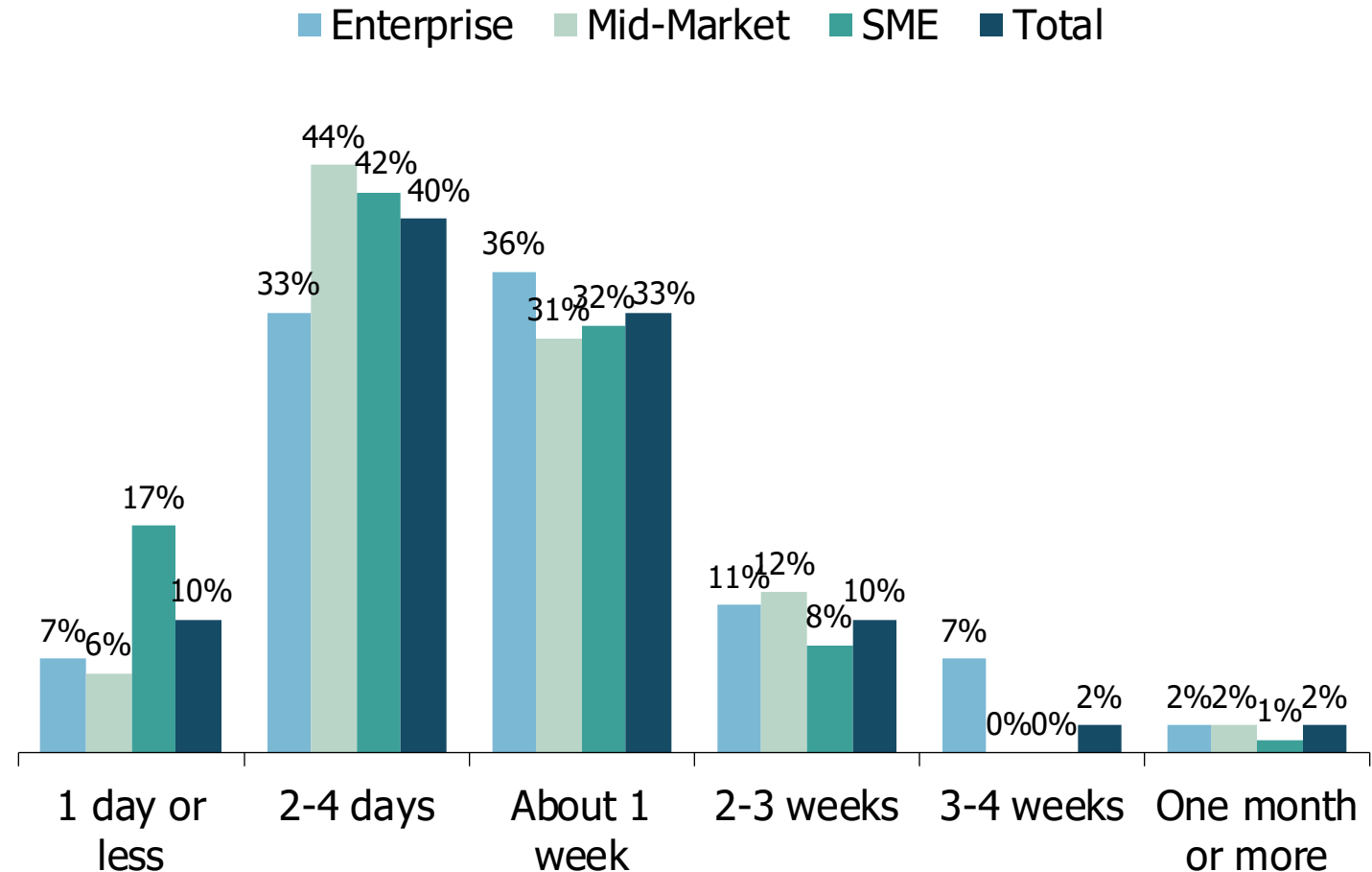
*"What are the top three **biggest pain points** you experience in your workflow process?"*





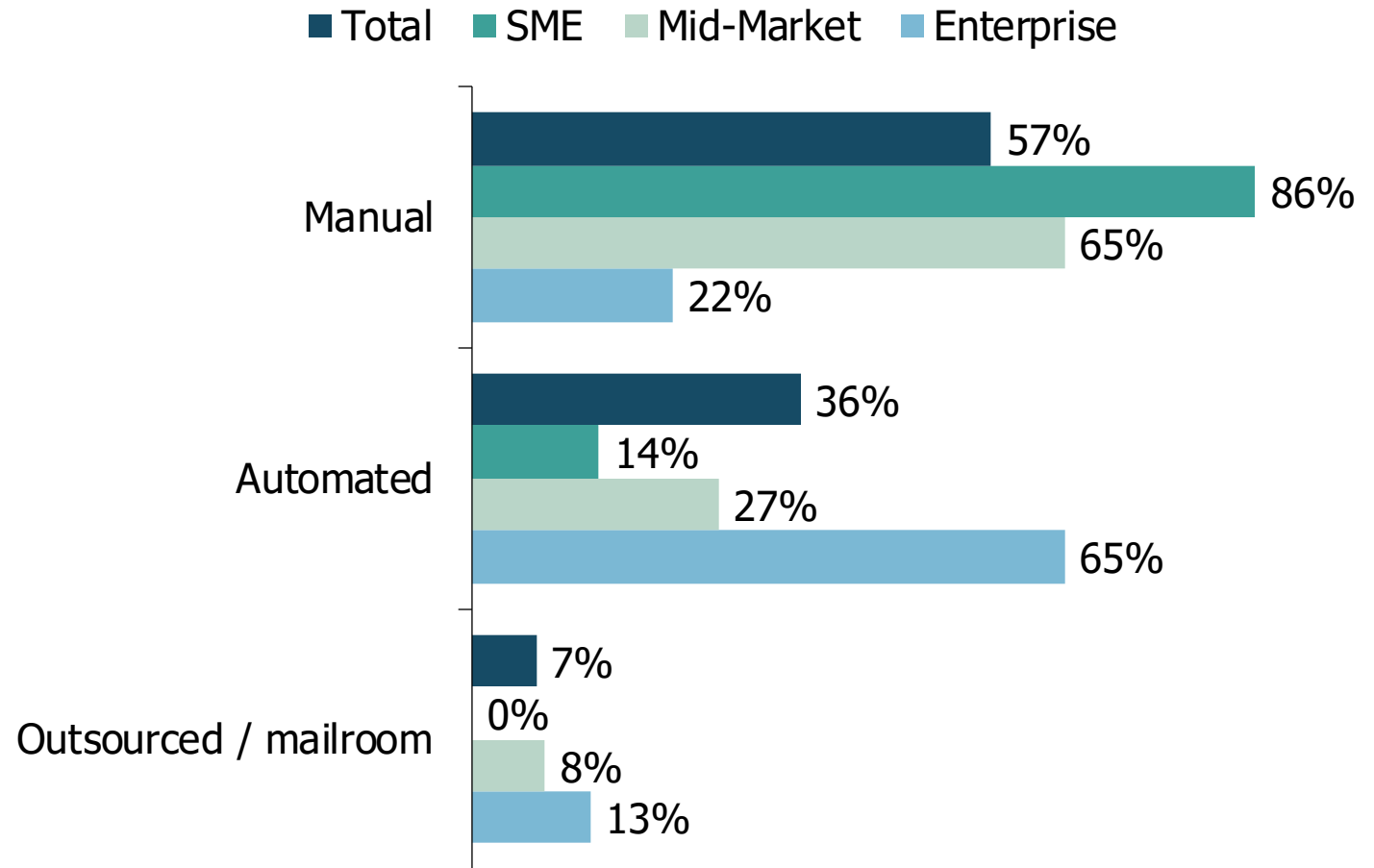
# Accounts Payable in North America

*"On average, how long does it take for your organization to approve an invoice from the time it is received?"*



# Accounts Payable in North America

*"How is **invoice information** entered into your ERP, accounting software, or accounts payable software?"*



# Poll Question #1

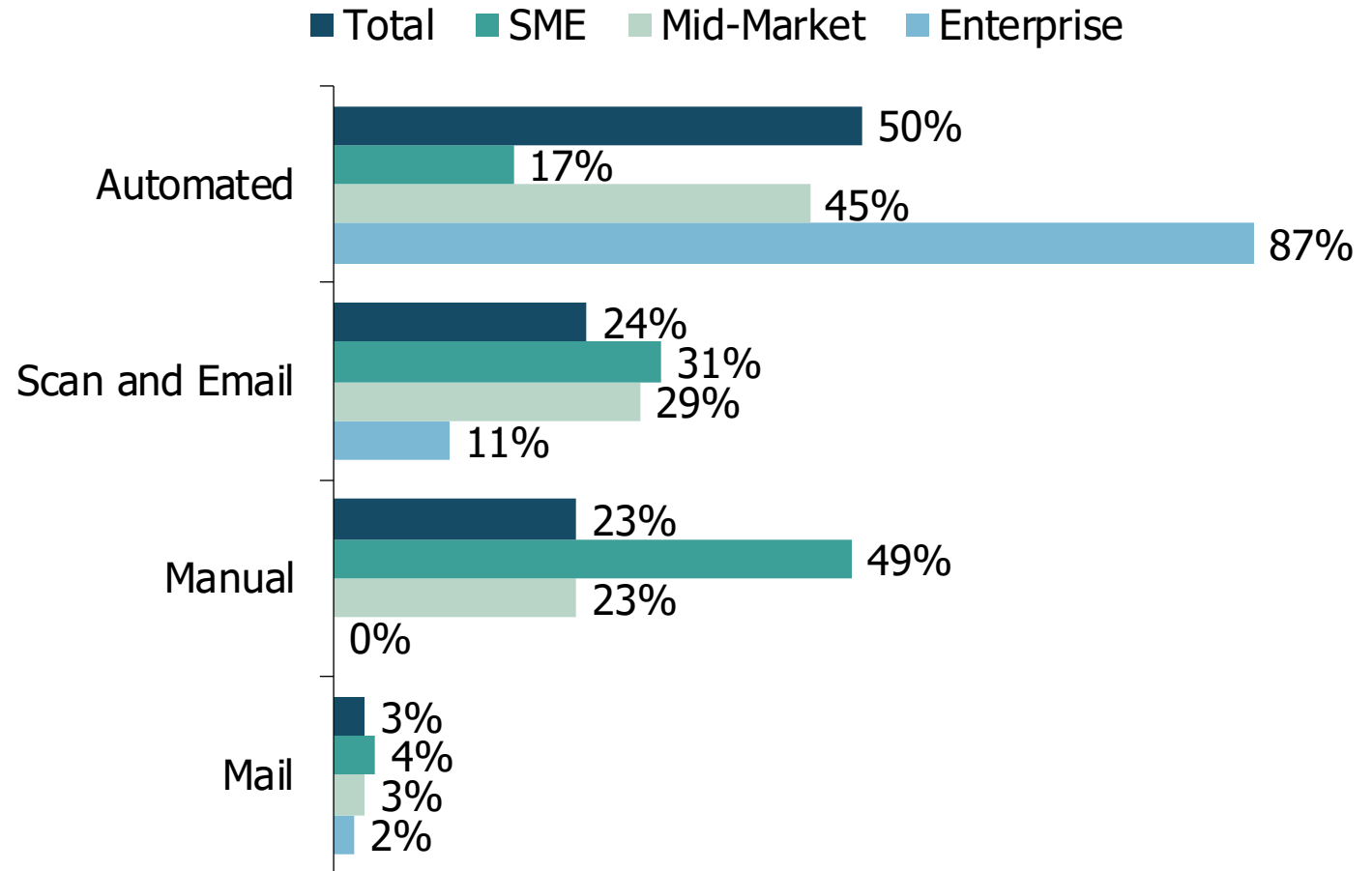
What is the perception of AP automation within your organization?

- ☐ My company recognizes its value but does not see it as a priority
- ☐ We want to adopt but it is not in the budget
- ☐ We are struggling to gain holistic buy-in for adoption
- ☐ We are satisfied with our current processes and do not plan to change/adopt automation
- ☐ We have already automated our AP processes



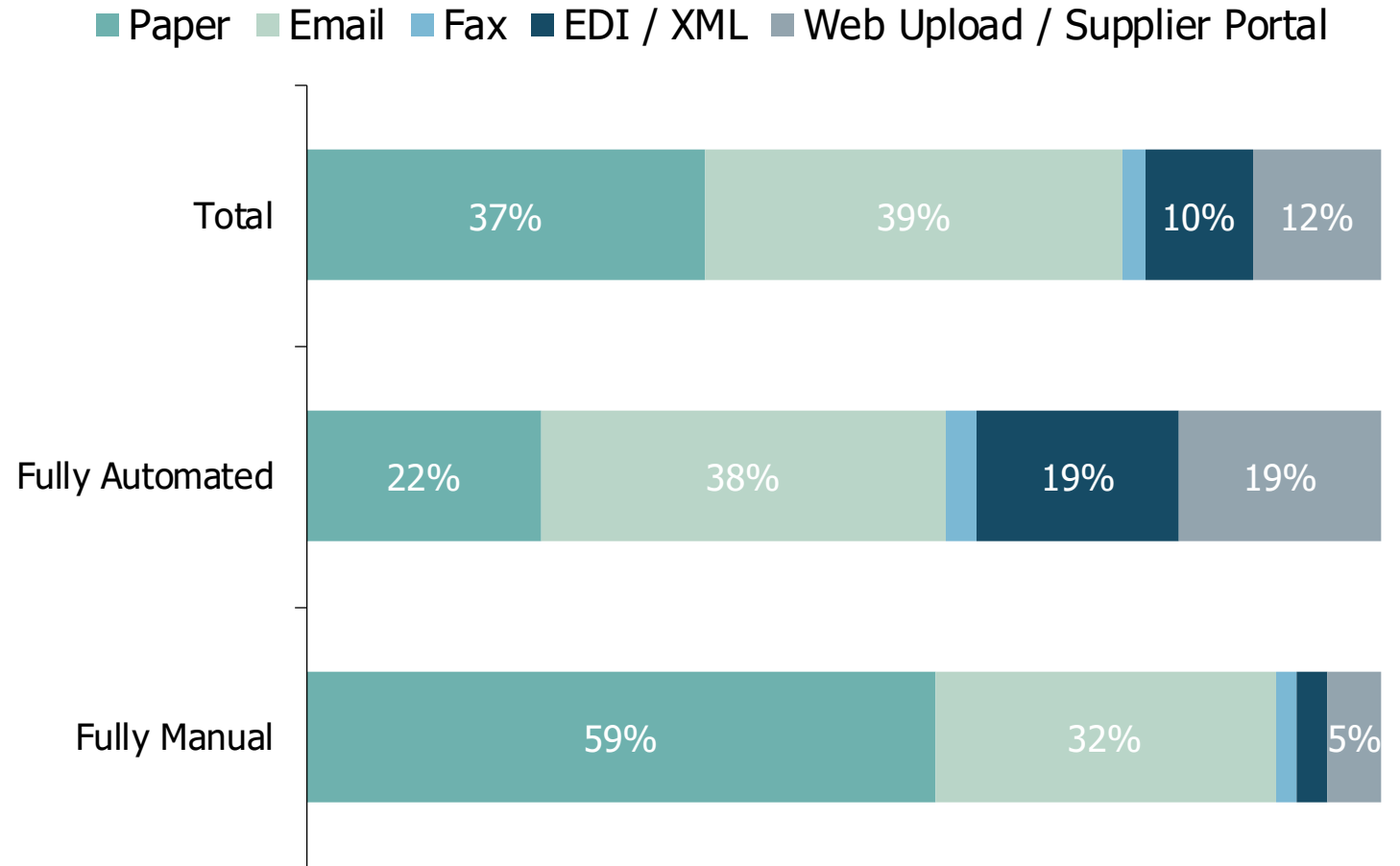
# Accounts Payable in North America

*"How do you typically route invoices for approval in your organization?"*



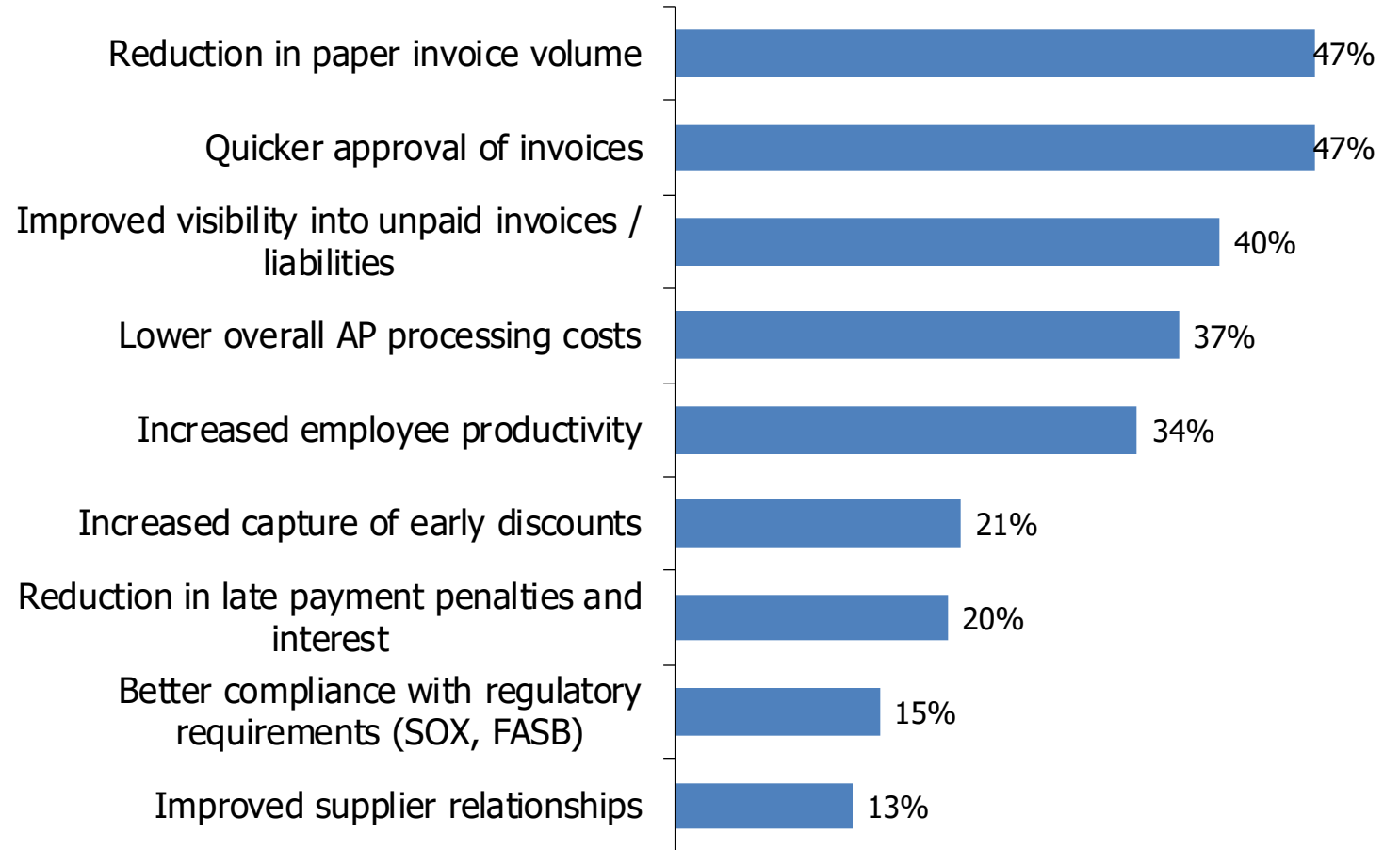
# Accounts Payable in North America

*"Please allocate 100 percentage points to indicate the **methods** in which your organization receives invoices"*



# Accounts Payable in North America

*"What are the  
greatest  
**improvements**  
you have seen  
since implementing  
an AP  
management  
solution?"*

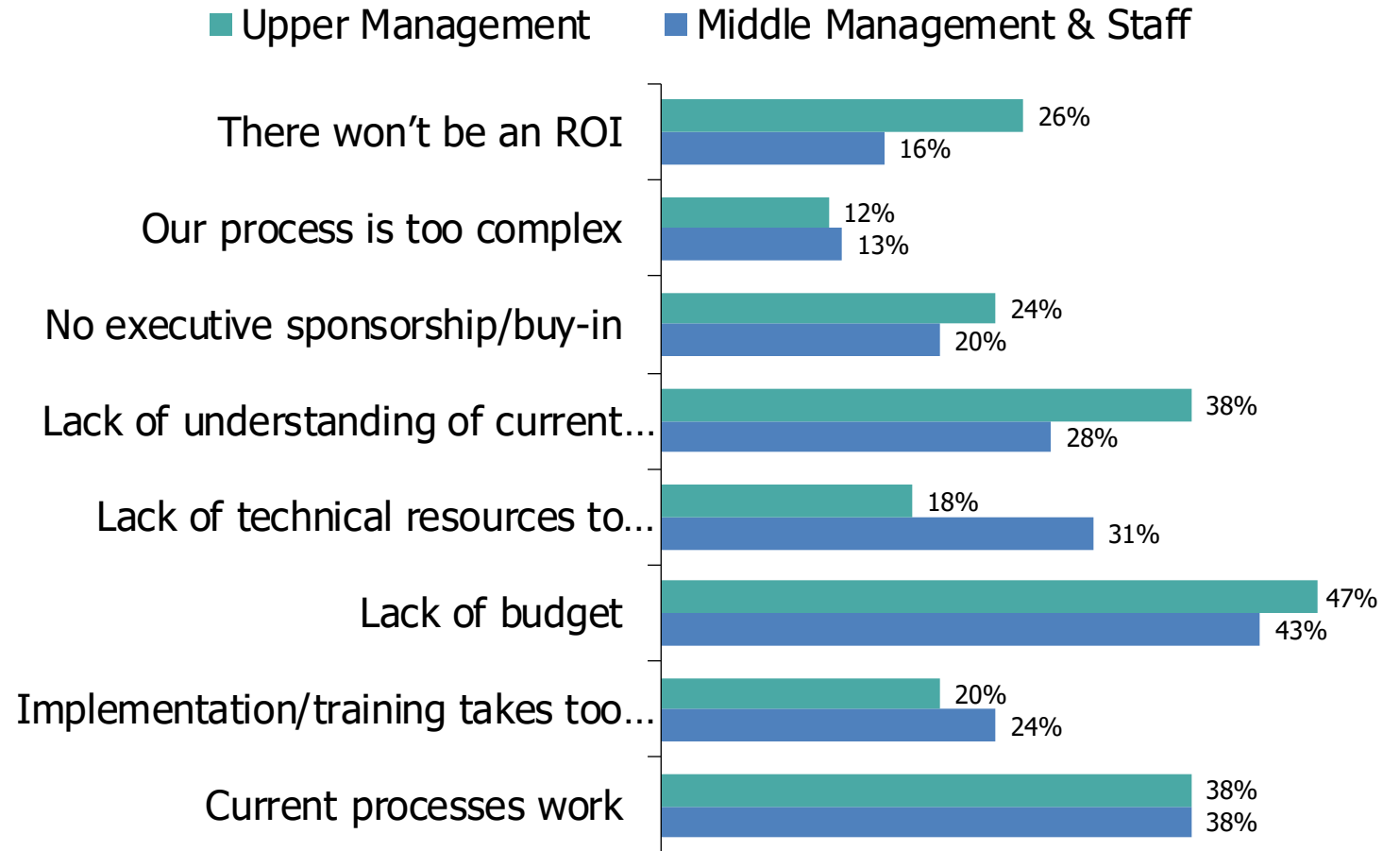


Source: Levvel Research Accounts Payable Survey, 2019



# Accounts Payable in North America

*"What do you perceive to be the greatest **barriers** to adopting a cloud-based AP automation solution in your organization?"*



# Accounts Payable Automation Best Practices





# Accounts Payable Automation Best Practices

*Do a Current State Analysis*

What are our biggest pain points?

How long does it take to approve an invoice?

How do we receive the majority of our invoices?

What are our top goals?

Will we get buy in?

Do we often have to hire temporary employees?



# Accounts Payable Automation Best Practices

*Do a Current State Analysis*

## Novice



**\$15.00** per invoice

## Mainstream



**\$6.70** per invoice

## Innovators



**\$2.36** per invoice



# Accounts Payable Automation Best Practices

*Identify Your Starting Point*



Electronic Payments



Front-end Imaging/OCR



Invoice Workflow Automation



E-Invoicing Capability/Network



Supplier Management Solution



# Accounts Payable Automation Best Practices

*Identify Your Starting Point*

## Fully manual

- Outsource invoice receipt to mailroom service
- Plug-in OCR data capture tool that works with scanners, MSP, etc.
- Electronic invoicing network

## Partially automated

- Web-based OCR scanning tool for email invoices, uploaded invoices in a variety of formats
- Supplier portal for invoice submission
- Electronic invoicing network
- Invoice workflow tool to connect route scanned invoices for approval

## High automation but disjointed/legacy software

- Work with a consultant or software provider that identifies gaps in automation
- Work to migrate from legacy solutions to cloud-based tools in order to consolidate IT maintenance streamline process flows



## Poll Question #2

Which statement best describes the level of automation in your AP department?

- ☐ We are completely manual, most of our invoices are paper or email
- ☐ We have some automation, but parts of our process are still manual
- ☐ We are completely automated from invoice receipt to payment

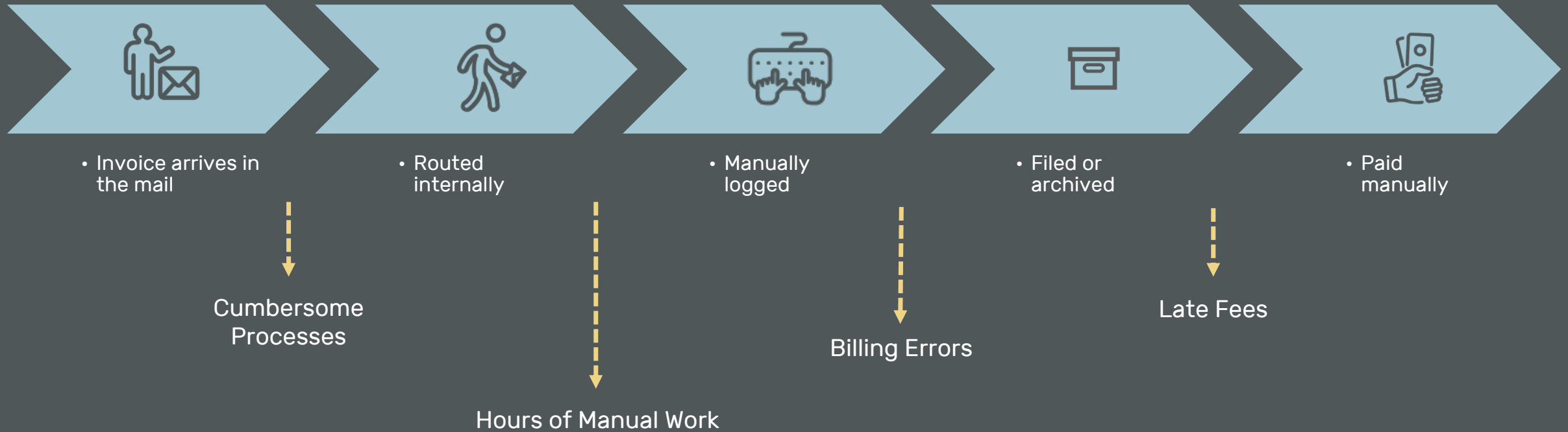









# Today the accounts payable process at most businesses is a hands-on affair

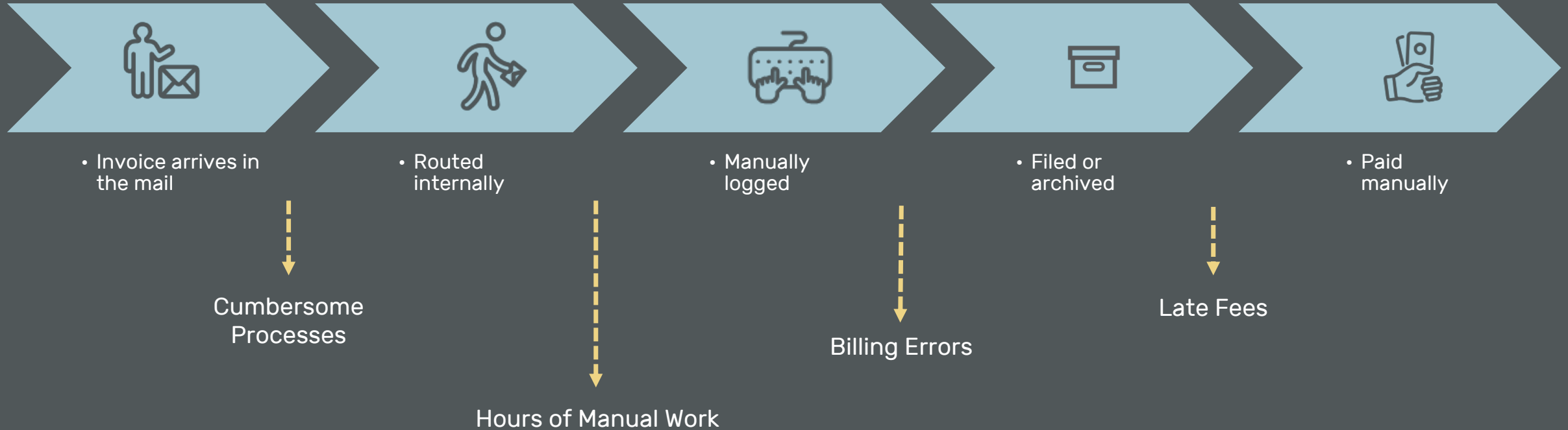


The background of the image is a dark, out-of-focus photograph of city lights at night, creating a bokeh effect with many bright, circular light spots. Overlaid on the left side of this background is a large, solid dark gray circle. Inside this circle, the text "Controllers rank AP as the most labor and time-intensive finance function" is written in a white, bold, sans-serif font, centered horizontally and vertically.

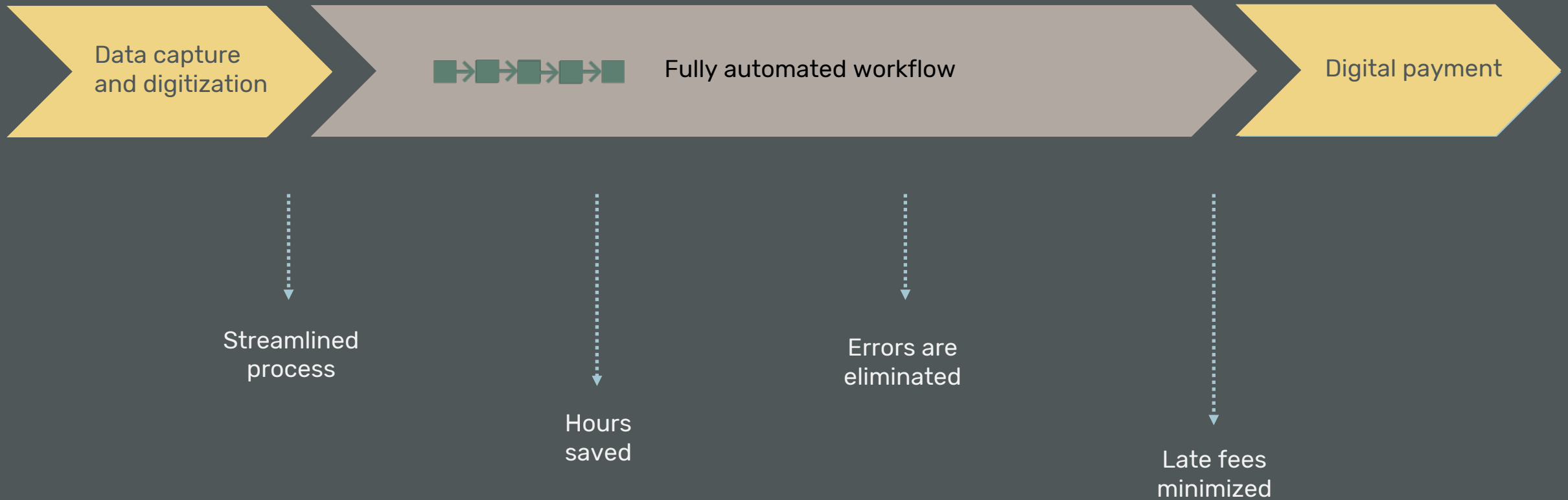
**Controllers rank AP as  
the most labor and  
time-intensive finance  
function**



# This becomes 100% hands-off



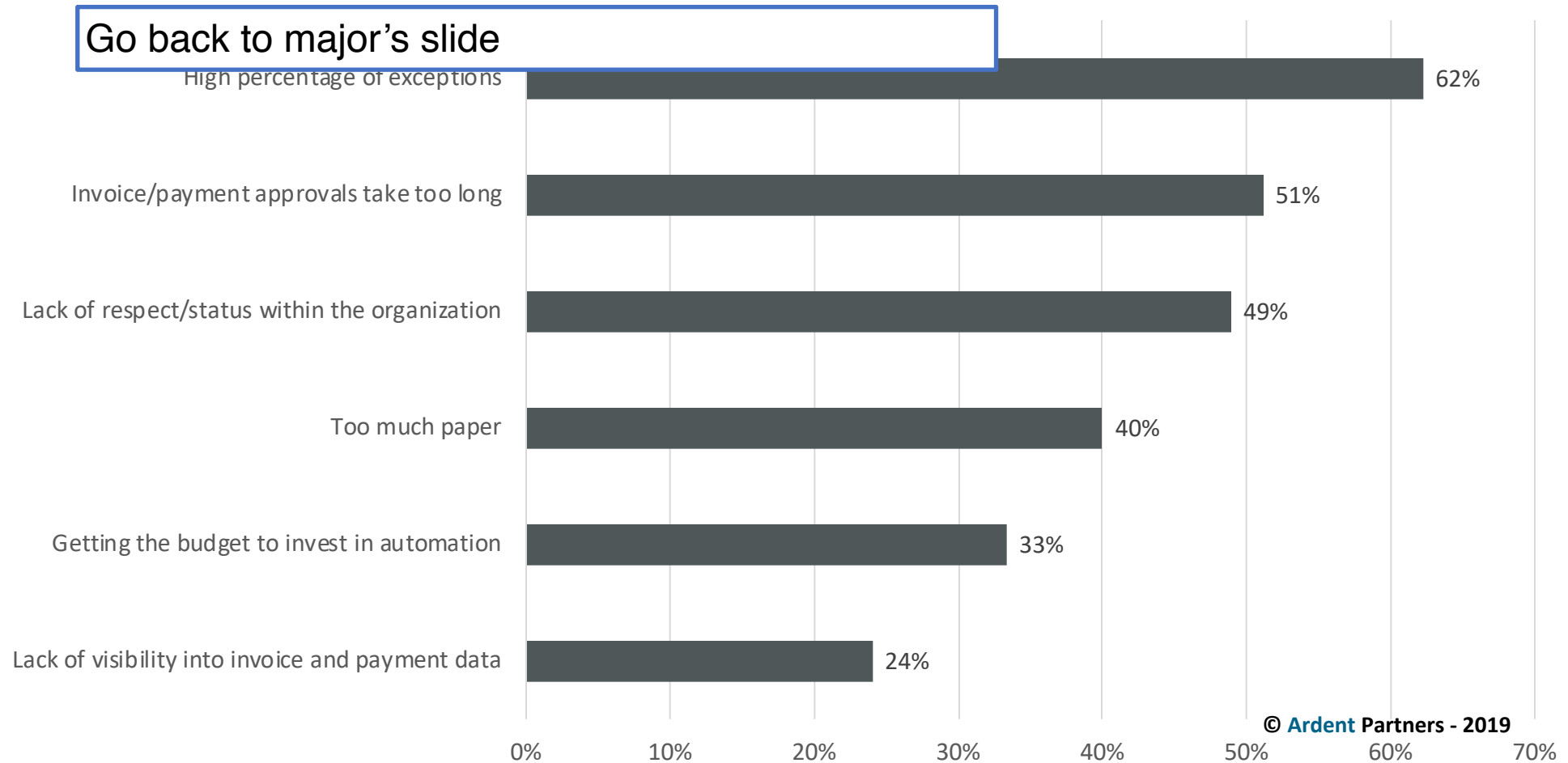
# This becomes 100% hands-off





# **MAKING THE BUSINESS CASE**

# AP'S TOP CHALLENGES IN 2019





**Save Money & Time**

**+**

**Avoid Costs**

**+**

**Make Money**

---

**ROI**

# How will we save time & money?

## Fix this:



Invoices do not get into the process as quickly as possible



Coding errors



Errors in keying the invoice data



High paper storage and retrieval costs



Lost or misplaced invoices



Delays uploading data on approved invoices to downstream systems



Long approval and exception resolution cycles



Difficulty implementing operational best practices



# How will we avoid costs?



**Stop** paying late fees



**Stop** over-paying



**Stop** double-paying



**Don't** be defrauded



**Hire less** people per invoice as you grow

# How will we make money?



**Capture**  
early-pay discounts



**Celebrate**  
cash-back rebates



**Negotiate**  
favorable terms



# **STEP 1**

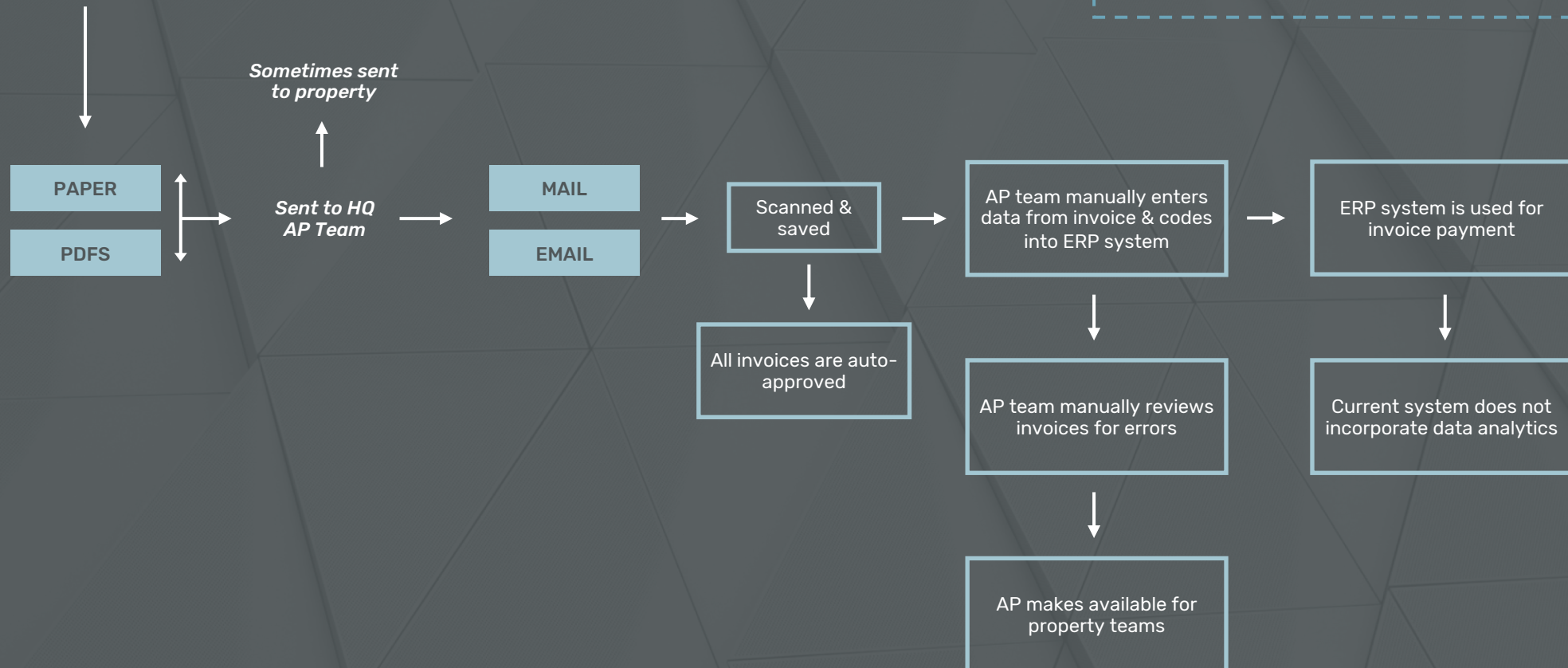
Diagram an overview of your  
current process



# As-is process...

## Types of invoices received

Utilities (energy, water, waste, telecom, cleaning, security, pest)



## CHALLENGES

- Significant manual processing and data coding
- Manual integrations
- Dark data
- Keeping up with the growth of the company
- Manual comparison review for quality



# Document known challenges

Quantify issues such as

- **Lost invoices** and duplicate copies
- **Manual** data entry
- **Matching errors** and other invoice exceptions
- **Supplier inquiries** and escalations
- **Duplicate payments**
- **Late payments**
- **Missed discounts**



A black and white photograph of a city skyline at night, with numerous skyscrapers illuminated and their lights reflecting on the water. A large, semi-transparent dark gray circle is overlaid on the left side of the image, containing the text.

## **STEP 2**

Benchmark your current  
performance

# Best in class AP department performance



An average cost of \$1.77 to process a single invoice.



More than 23,000 invoices processed per full-time equivalent.



A duplicate invoice rate of less than 1 percent.



An on-time payment rate of more than 96 percent.



An early-payment discount capture rate of more than 85 percent.

# Cost savings breakdown:

Step	Role	Current Time in Mins	Cost in Time		Time in Mins with Goby	Cost in Time with Goby
Receive, open envelope, scan, upload	low-level	6	\$3		0	-
Manual Coding	mid-level	5	\$3.33		0	-
Review of invoices for quality	mid-level	5	\$3.33		.5	0.33
Import of data into ERP	mid-level	0	\$0		.5	0.33
Total Cost Now:			\$9.66	Total Cost with Goby:		\$.66
				Total Monthly Cost in time at 10,000 Invoices/month with Goby:		6,600
				Goby Software Fees of \$4/invoice* at 10,000 Invoices:		40,000
Total Monthly Cost in Time at 10,000 invoices/month:			\$96,600	Total Monthly Cost in Time + Goby Fees:		\$46,600
Total anticipated savings per month:			\$50,000			
Total anticipated savings per year:			\$600,000			

\*Note this price is inclusive of all mailbox fees, access fees, software fees, approval fees, Goby Bill Concierge, etc. No hidden/other fees.



A black and white photograph of a city skyline at night, with numerous skyscrapers illuminated and their lights reflecting on the water. A large, semi-transparent dark gray circle is overlaid on the left side of the image, containing the text.

## **STEP 3**

Create a plan

## IDENTIFY KEY STAKEHOLDERS

AP Team

CFO

Procurement

CIO

Controller

Treasury


# Setting goals



Align department  
with enterprise  
goals



Prioritize your goals



Get everyone  
on the same page

Identifying  
a good solution

The diagram features a central dark grey circle with the text 'Identifying a good solution'. A horizontal line connects this circle to a vertical stack of three olive green circles. Each olive green circle contains a white icon: a cloud, a smartphone, and a horizontal line with three dots. To the right of each icon circle is a text label: 'Cloud based', 'Mobile ready', and 'CX focused'. The background is white with several large, semi-transparent colored circles in shades of orange, blue, grey, and green.



**Cloud based**

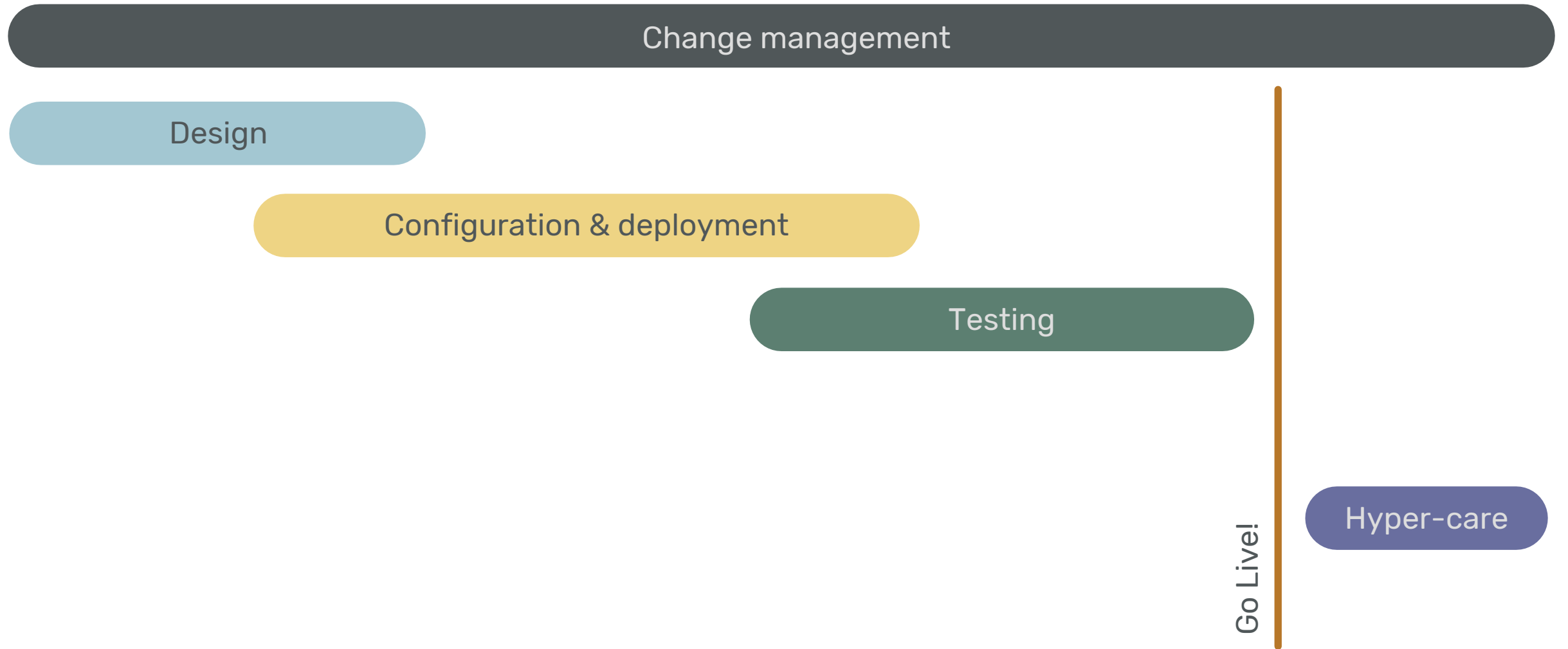


**Mobile ready**



**CX focused**

# Project Gantt



Specific  
Measurable  
Attainable  
Relevant  
Timely

Goals

# Common KPIs in accounts payable include:

- ✓ Average **cost to process** a single invoice
- ✓ Average **number of invoices processed** per full-time equivalent (FTE)
- ✓ Percentage of **invoices received electronically**
- ✓ Average **time to process an invoice** (from invoice receipt to posting to an ERP for payment)
- ✓ Percentage of **invoice exceptions per month**
- ✓ Percentage of **invoices paid on-time**
- ✓ Number of **duplicate invoice payments** per month
- ✓ Number of **late payment penalties** paid per month
- ✓ Percentage of **early-payment discount offers captured** (as a percentage of spend)





# **Implementation Best Practices**

# Define success:

- Is it because you need to **remove inefficiencies**?
- Is it because your organization needs **better visibility** into corporate spend?
- Is it because of a desire to **optimize working capital performance**?
- Is it because your organization is **susceptible to compliance and fraud risks**?





# Rules of the Road

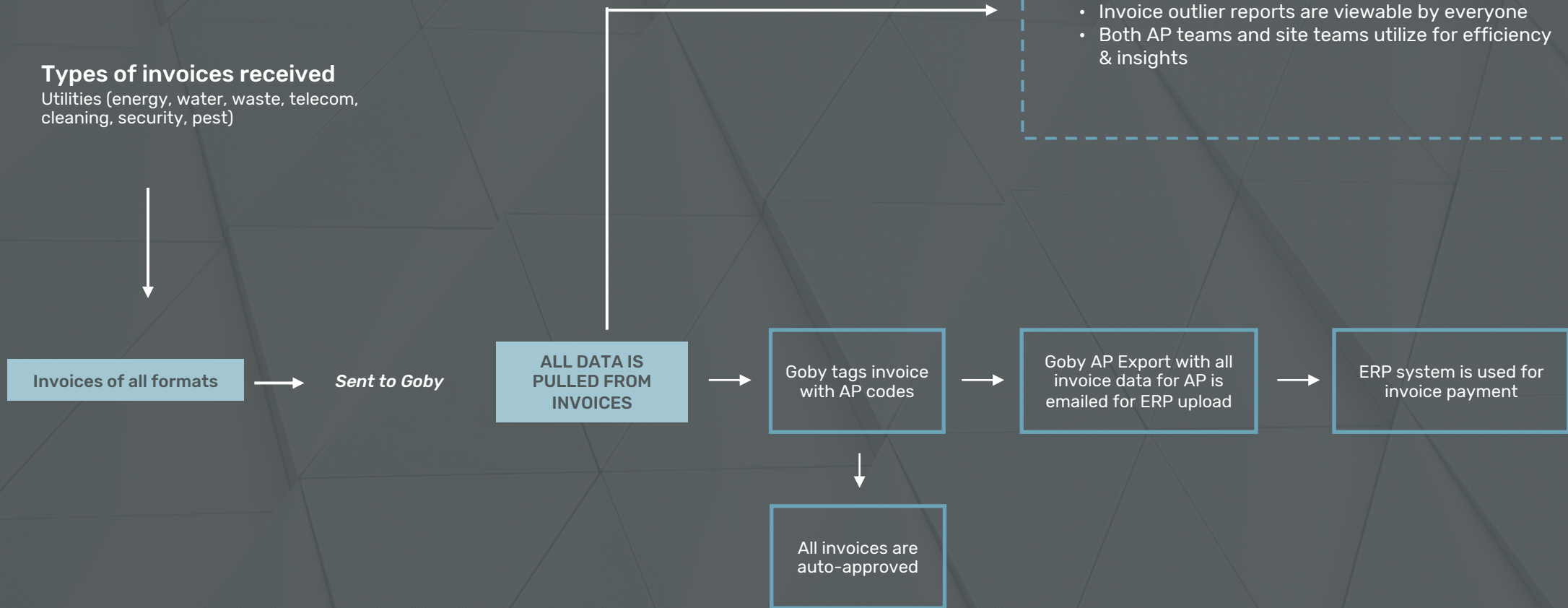
- Establish **status sharing norms** and **involvement expectations** for senior stakeholders
- Find a good **solution provider or implementer**
- Do not underestimate **change management**



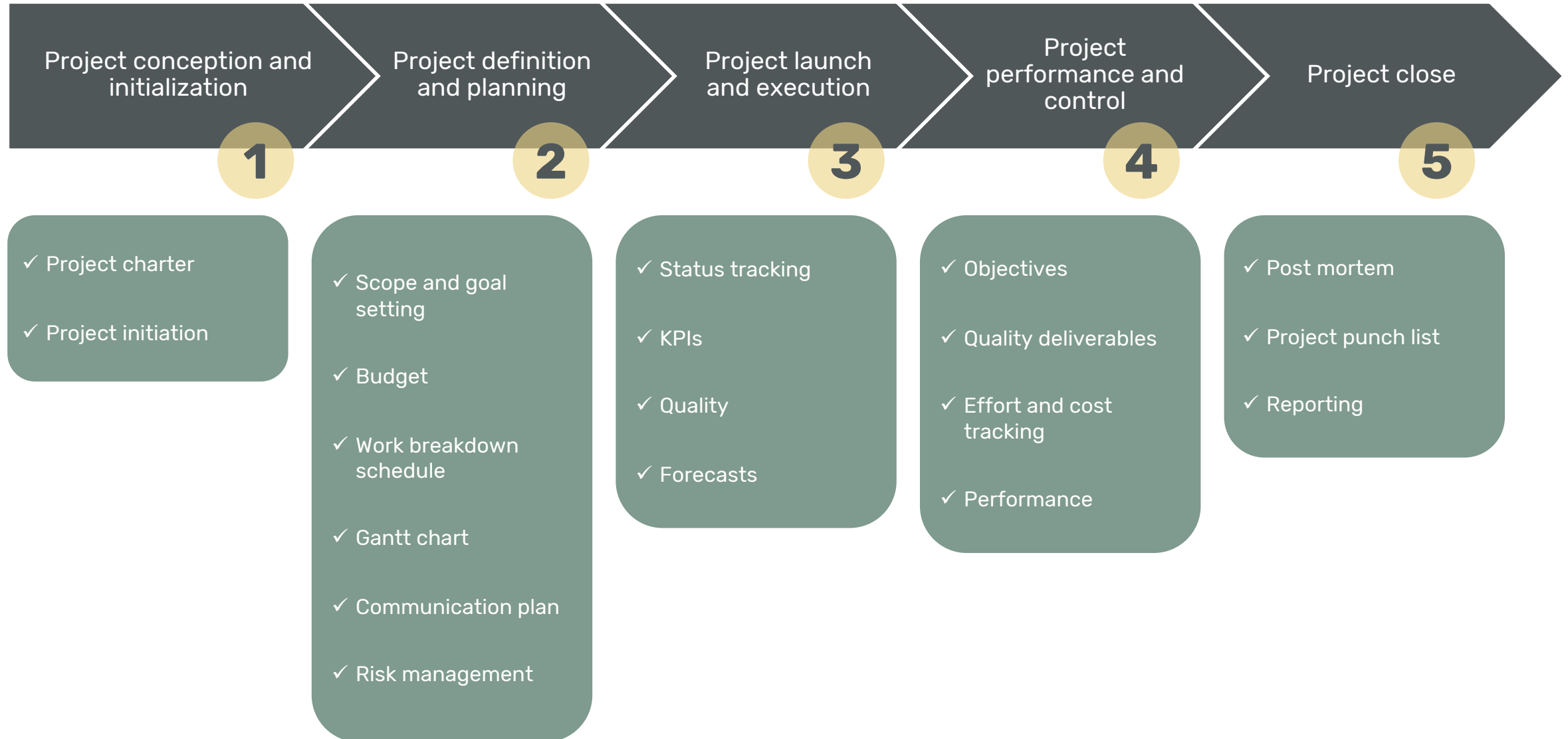
# Goby process...

## Types of invoices received

Utilities (energy, water, waste, telecom, cleaning, security, pest)



# Project management







# **EXPECTED OUTCOME**

# Best-in-Class AP Departments



Have **cut invoice processing** times in half



Capture 7 times **more early pay discounts**



Have **reduced per invoice cost** by 50% or more



**Increase DPO** without changing payment terms



Process **3 times more invoices** per FTE



Make most of their **payments electronically**



**Earn some cash-back** rebate on 30% of spend

Expect payback period of  
**9 to 15 months** on  
AP automation investments



# Continuous Improvement

- Maintain easily accessible audit trails
- Improve position in supplier negotiations
- Offer incredible reporting across the company

**Compliance  
risks are  
mitigated**

# Strategic

A well designed big data strategy is associated with strong financial performance

\* The Economist Intelligence Unit



## Poll Question #3

How many invoices do you process monthly?

- ☐ Less than 500
- ☐ 1,000 – 5,999
- ☐ 6,000 – 11,999
- ☐ 12,000 - 49,999
- ☐ 50,000 - 99,999
- ☐ 100,000 or more



# Questions?

Please continue to type in your questions. If we run out of time or you're watching on demand, we'll follow up directly via email.



# Thank you

For questions about your CPE certificate or if you cannot download and print it, please email [cpe@level.io](mailto:cpe@level.io)

